Superior League 22-23

Chops Bowl

This report is for scores bowled September 28 which is Week 5 of 33

This Week's Statistics

	Over All	Men	Women
How many people bowled	60	56	4
Number of games bowled	180	168	12
Actual average of week's scores	200.17	201.67	179.17
How many games above average	103	95	8
How many games below average	75	71	4
Pins above/below average per game	6.26	5.92	10.92
How many people raised average	36	32	4
by this amount	4.86	5.09	2.99
How many people went down	24	24	--
by this amount	-2.90	-2.90	0.00
League average before bowling	194.38	196.22	168.69
League average after bowling	196.14	197.89	171.68
Change in league average	1.76	1.67	2.99
800s	--	--	--
775s	--	--	--
750s	1	1	--
725s	1	1	--
700s	1	1	--
675s	4	4	--
650s	9	9	--
625s	7	7	--
600s	9	8	1
575s	8	7	1
550s	6	6	--
525s	4	4	--
500s	3	3	--
475s	6	4	2
450s	1	1	--
425s	--	--	--
400s	--	--	--
below 400	--	--	--
300s	--	--	--
275s	1	1	--
250s	10	10	--
225s	28	27	1
200s	53	51	2
175s	50	48	2
150s	29	24	5
125s	8	6	2
100s	1	1	--
below 100	--	--	--

BLS-2023/PRO 35.01.07 licensed to John Cap - Chops Bowl

This report is for scores bowled September 28 which is Week 5 of 33

Team Average vs Avg of Scores

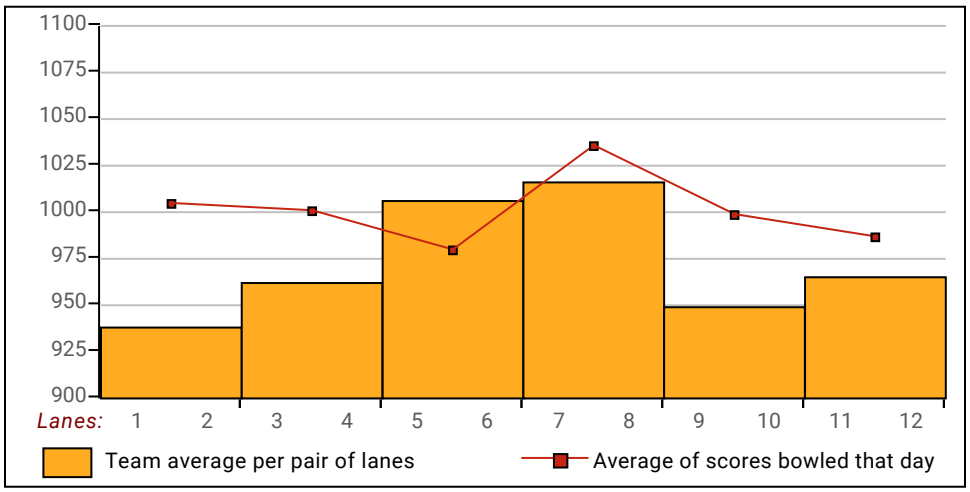

Average of Scores for Each Game

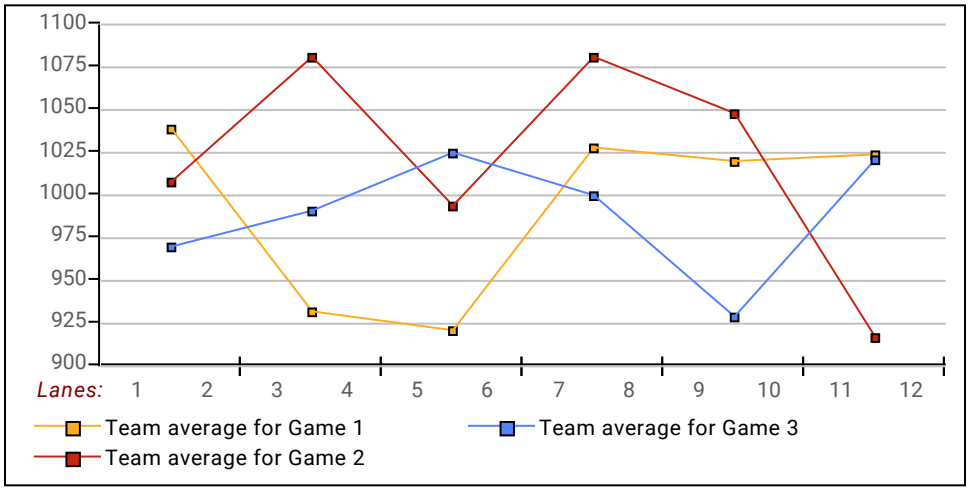

Amount Over/Under Team Average

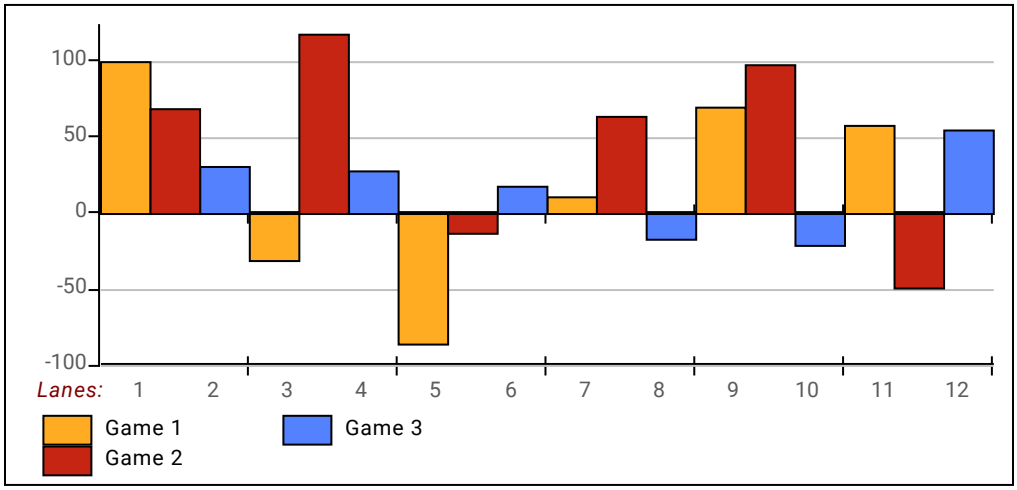

This report is for scores bowled September 28 which is Week 5 of 33

League Average Week-by-Week

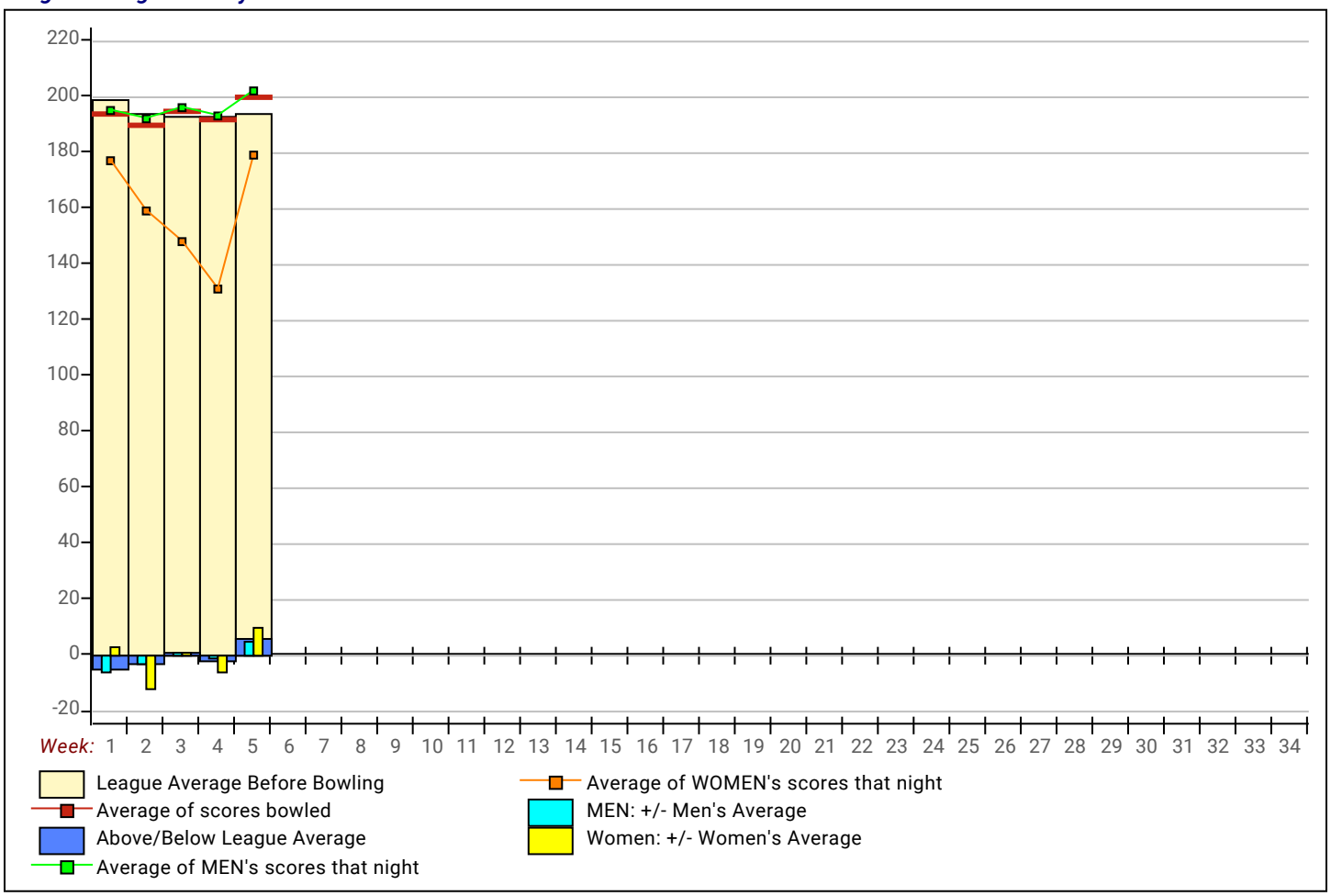

League Average Statistics for Last Week

	League	Right Hand	Left Hand	Men (Lft+Rt)	Women (Lft+Rt)
League Average Before Bowling	194.38	194.38		196.22	168.69
Average of scores bowled that night	200.17	200.17		201.67	179.17
New League Average After Bowling	196.14	196.14		197.89	171.68
Change in League Average	1.76	1.76		1.67	2.99
People Who Bowled Over Average	36	36		32	4
People Who Bowled Under Average	24	24		24	
Average Amount of Series Over Avg	50.14	50.14		52.31	32.75
Average Amount of Series Under Avg	-28.29	-28.29		-28.29	
Difference Avg, NiteAvg	6.26	6.26		5.92	10.92
Number of Bowlers	60	60		56	4
Number of Games Bowled	180	180		168	12
People Who Raised Their Average	36	36		32	4
Raised By an Average of This Amount	4.86	4.86		5.09	2.99
People Who Lowered Their Average	24	24		24	
Lowered By an Average of This Amou	-2.90	-2.90		-2.90	
Number of Games Bowled Over Avera	103	103		95	8
Number of Games Bowled Under Avera	75	75		71	4

Note: Averages are based only on people who bowled.