

Chops Bowl

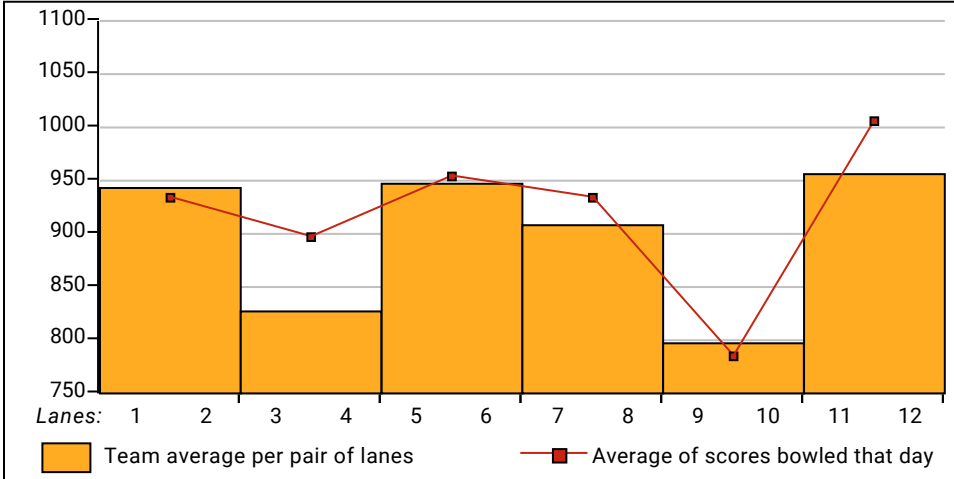
This report is for scores bowled January 19 which is Week 18 of 29

This Week's Statistics

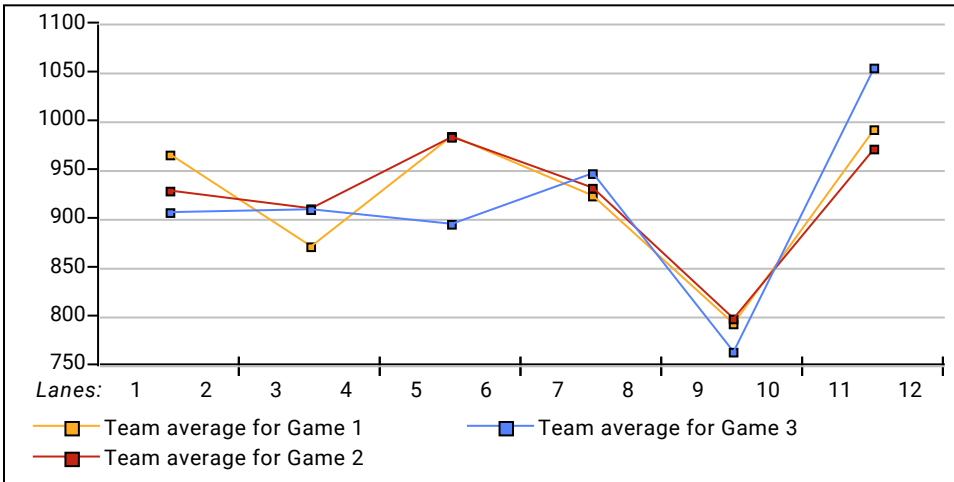
| | Over All | Men | Women |
|-----------------------------------|----------|--------|--------|
| How many people bowled | 59 | 53 | 6 |
| Number of games bowled | 177 | 159 | 18 |
| Actual average of week's scores | 184.41 | 184.55 | 183.17 |
| How many games above average | 97 | 90 | 7 |
| How many games below average | 79 | 69 | 10 |
| Pins above/below average per game | 4.51 | 5.36 | -3.00 |
| How many people raised average | 35 | 34 | 1 |
| by this amount | 2.01 | 2.02 | 1.57 |
| How many people went down | 24 | 19 | 5 |
| by this amount | -1.10 | -1.16 | -0.90 |
| League average before bowling | 180.39 | 179.69 | 186.51 |
| League average after bowling | 181.13 | 180.57 | 186.02 |
| Change in league average | 0.74 | 0.88 | -0.49 |
| 800s | -- | -- | -- |
| 775s | -- | -- | -- |
| 750s | -- | -- | -- |
| 725s | -- | -- | -- |
| 700s | 3 | 3 | -- |
| 675s | 4 | 4 | -- |
| 650s | 3 | 3 | -- |
| 625s | 7 | 5 | 2 |
| 600s | 7 | 7 | -- |
| 575s | 6 | 6 | -- |
| 550s | 3 | 1 | 2 |
| 525s | 3 | 3 | -- |
| 500s | 4 | 4 | -- |
| 475s | 4 | 3 | 1 |
| 450s | 6 | 6 | -- |
| 425s | 3 | 2 | 1 |
| 400s | 1 | 1 | -- |
| below 400 | 5 | 5 | -- |
| 300s | -- | -- | -- |
| 275s | 1 | 1 | -- |
| 250s | 7 | 6 | 1 |
| 225s | 18 | 17 | 1 |
| 200s | 42 | 39 | 3 |
| 175s | 39 | 32 | 7 |
| 150s | 32 | 30 | 2 |
| 125s | 26 | 23 | 3 |
| 100s | 10 | 9 | 1 |
| below 100 | 2 | 2 | -- |

This report is for scores bowled January 19 which is Week 18 of 29

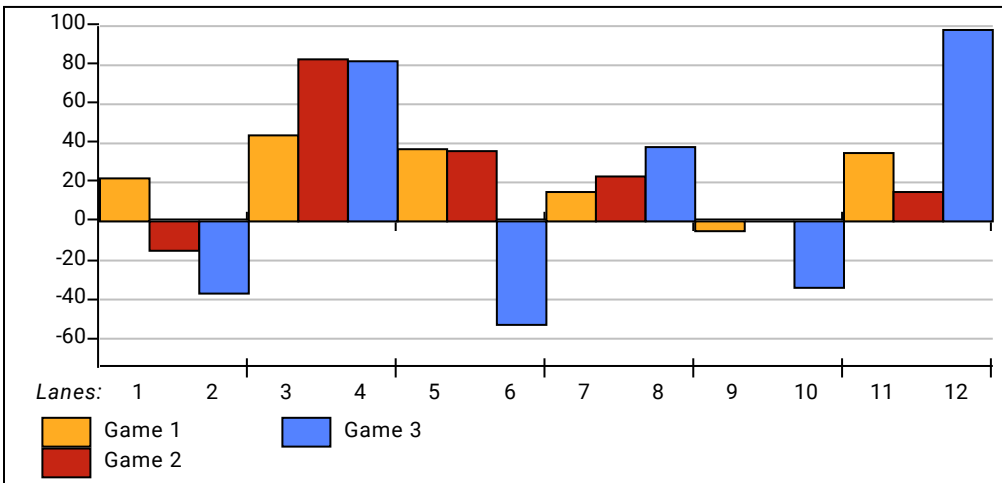
Team Average vs Avg of Scores



Average of Scores for Each Game

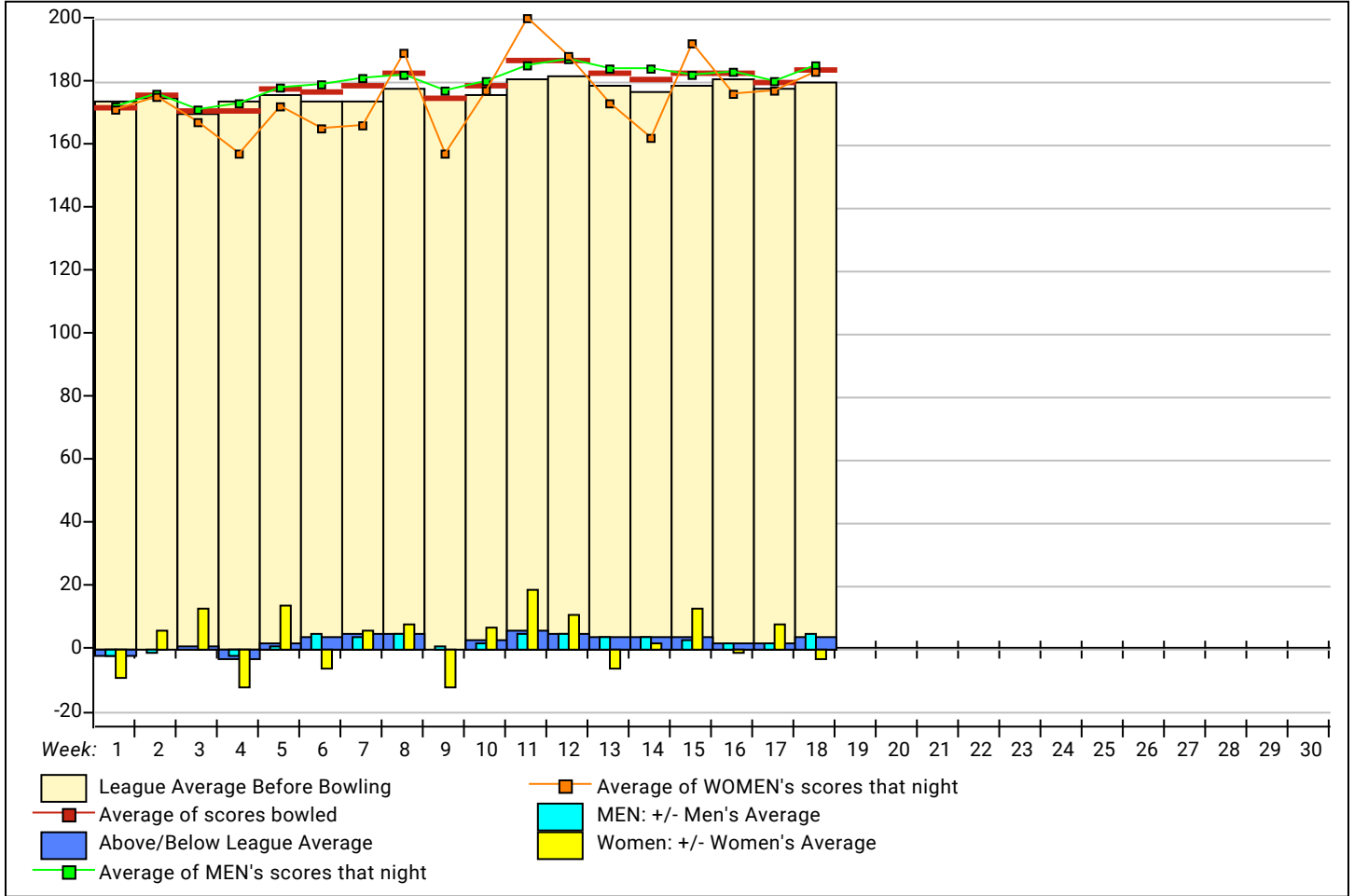


Amount Over/Under Team Average



This report is for scores bowled January 19 which is Week 18 of 29

League Average Week-by-Week



League Average Statistics for Last Week

| | League | Right Hand | Left Hand | Men (Lft+Rt) | Women (Lft+Rt) |
|-------------------------------------|--------|------------|-----------|--------------|----------------|
| League Average Before Bowling | 180.39 | 180.39 | | 179.69 | 186.51 |
| Average of scores bowled that night | 184.41 | 184.41 | | 184.55 | 183.17 |
| New League Average After Bowling | 181.13 | 181.13 | | 180.57 | 186.02 |
| Change in League Average | .74 | .74 | | .88 | -.49 |
| People Who Bowled Over Average | 35 | 35 | | 34 | 1 |
| People Who Bowled Under Average | 24 | 24 | | 19 | 5 |
| Average Amount of Series Over Avg | 46.57 | 46.57 | | 45.59 | 80.00 |
| Average Amount of Series Under Avg | -34.67 | -34.67 | | -36.74 | -26.80 |
| Difference Avg, NiteAvg | 4.51 | 4.51 | | 5.36 | -3.00 |
| Number of Bowlers | 59 | 59 | | 53 | 6 |
| Number of Games Bowled | 177 | 177 | | 159 | 18 |
| People Who Raised Their Average | 35 | 35 | | 34 | 1 |
| Raised By an Average of This Amount | 2.01 | 2.01 | | 2.02 | 1.57 |
| People Who Lowered Their Average | 24 | 24 | | 19 | 5 |
| Lowered By an Average of This Amou | -1.10 | -1.10 | | -1.16 | -.90 |
| Number of Games Bowled Over Avera | 97 | 97 | | 90 | 7 |
| Number of Games Bowled Under Avera | 79 | 79 | | 69 | 10 |

Note: Averages are based only on people who bowled.