

**SEMIFINAL**

TEAM

TEAM

**SHE'S GOOD**


**PIMPS & TRICKS**

NAME	1	2	TOTAL
Chris Cooper	187	208	395
Pat Zimmer	185	188	373
Geoff Null	231	217	448
Michael Snell	213	259	472
Jasmine Snell	186	196	382

NAME	1	2	TOTAL
Jodi Quakenbush	237	167	404
Ryan Nath	216	184	400
Mike Quakenbush	159	213	372
Josh Prudhome	209	213	422
Larry Dall	238	189	427

SUBTOTAL	1002	1068	2070
HANDICAP	0	0	0
<b>TOTAL</b>	<b>1002</b>	<b>1068</b>	<b>2070</b>

SUBTOTAL	1059	966	2025
HANDICAP	20	20	40
<b>TOTAL</b>	<b>1079</b>	<b>986</b>	<b>2065</b>



WINNER

	<b>X</b>	<b>X</b>
--	----------	----------



<b>X</b>		
----------	--	--

**SEMIFINAL**

TEAM

TEAM

**L B SHOCKERS**

**NORTH BOWL**

NAME	1	2	TOTAL
Scott McIntosh	158	202	360
Gari Anderson	179	205	384
Cole Fleming	246	175	421
Matt Farrell Jr.	227	181	408
Nick Henderson	228	213	441


NAME	1	2	TOTAL
Angela Haines	204	183	387
John Dohe	148	151	299
Jerry Virden	224	170	394
Andrea Pogge	206	213	419
Andrew Haines	233	201	434

SUBTOTAL	1038	976	2014
HANDICAP	0	0	0
TOTAL	1038	976	2014

SUBTOTAL	1015	918	1933
HANDICAP	74	74	148
TOTAL	<b>1089</b>	<b>992</b>	<b>2081</b>



--	--	--



WINNER

<b>X</b>	<b>X</b>	<b>X</b>
----------	----------	----------

# CHAMPIONSHIP

TEAM

TEAM

## SHE'S GOOD


## NORTH BOWL

NAME	1	2	TOTAL
Chris Cooper	177	172	349
Mick Snell	164	221	385
Geoff Null	223	188	411
Michael Snell	248	290	538
Jasmine Snell	261	257	518

NAME	1	2	TOTAL
Angela Haines	161	167	328
John Dohe	161	238	399
Jerry Virden	156	159	315
Andrea Pogge	166	165	331
Andrew Haines	219	224	443

SUBTOTAL	1073	1128	2201
HANDICAP	0	0	0
<b>TOTAL</b>	<b>1073</b>	<b>1128</b>	<b>2201</b>

SUBTOTAL	863	953	1816
HANDICAP	104	104	208
<b>TOTAL</b>	<b>967</b>	<b>1057</b>	<b>2024</b>



CHAMPIONS

<b>X</b>	<b>X</b>	<b>X</b>
----------	----------	----------



--	--	--