

Chops Bowl

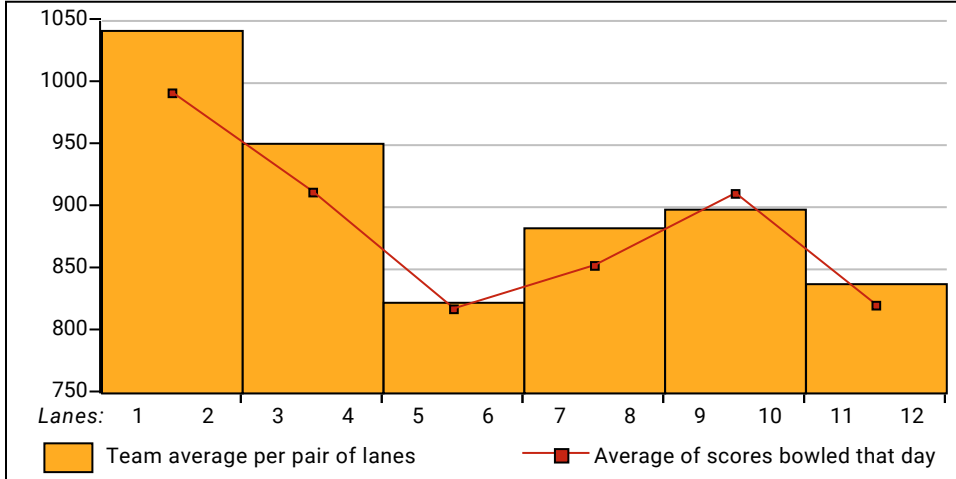
This report is for scores bowled September 14 which is Week 2 of 29

This Week's Statistics

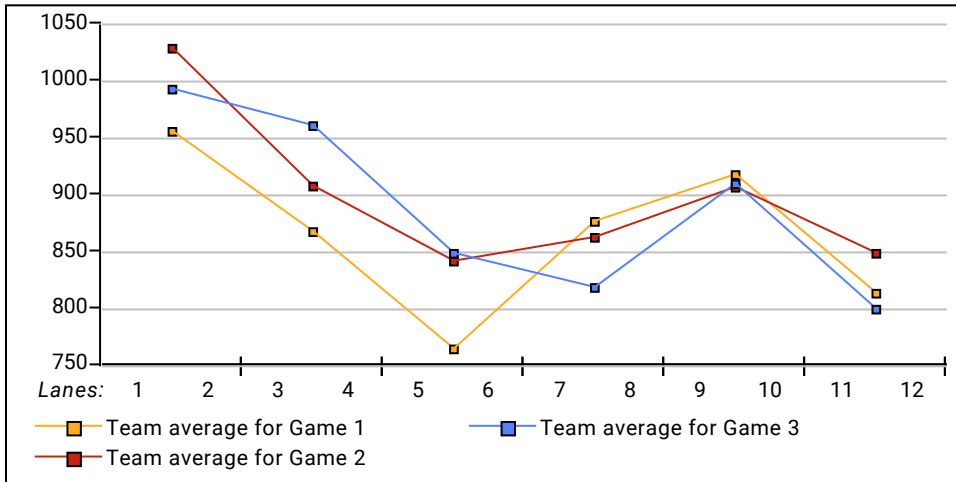
| | Over All | Men | Women |
|-----------------------------------|----------|--------|--------|
| How many people bowled | 55 | 50 | 5 |
| Number of games bowled | 165 | 150 | 15 |
| Actual average of week's scores | 176.93 | 175.80 | 188.20 |
| How many games above average | 73 | 69 | 4 |
| How many games below average | 90 | 79 | 11 |
| Pins above/below average per game | -1.56 | -0.70 | -10.20 |
| How many people raised average | 23 | 22 | 1 |
| by this amount | 10.39 | 9.60 | 27.83 |
| How many people went down | 29 | 25 | 4 |
| by this amount | -11.91 | -11.65 | -13.58 |
| League average before bowling | 178.71 | 176.70 | 198.80 |
| League average after bowling | 176.77 | 175.10 | 193.50 |
| Change in league average | -1.94 | -1.60 | -5.30 |
| 800s | -- | -- | -- |
| 775s | 1 | 1 | -- |
| 750s | -- | -- | -- |
| 725s | -- | -- | -- |
| 700s | 1 | 1 | -- |
| 675s | 1 | 1 | -- |
| 650s | 4 | 3 | 1 |
| 625s | 4 | 4 | -- |
| 600s | 4 | 3 | 1 |
| 575s | 6 | 5 | 1 |
| 550s | 6 | 6 | -- |
| 525s | 3 | 2 | 1 |
| 500s | 3 | 3 | -- |
| 475s | 6 | 6 | -- |
| 450s | 3 | 3 | -- |
| 425s | 5 | 4 | 1 |
| 400s | 1 | 1 | -- |
| below 400 | 7 | 7 | -- |
| 300s | 1 | 1 | -- |
| 275s | -- | -- | -- |
| 250s | 3 | 2 | 1 |
| 225s | 13 | 12 | 1 |
| 200s | 32 | 28 | 4 |
| 175s | 37 | 34 | 3 |
| 150s | 39 | 35 | 4 |
| 125s | 24 | 22 | 2 |
| 100s | 11 | 11 | -- |
| below 100 | 5 | 5 | -- |

This report is for scores bowled September 14 which is Week 2 of 29

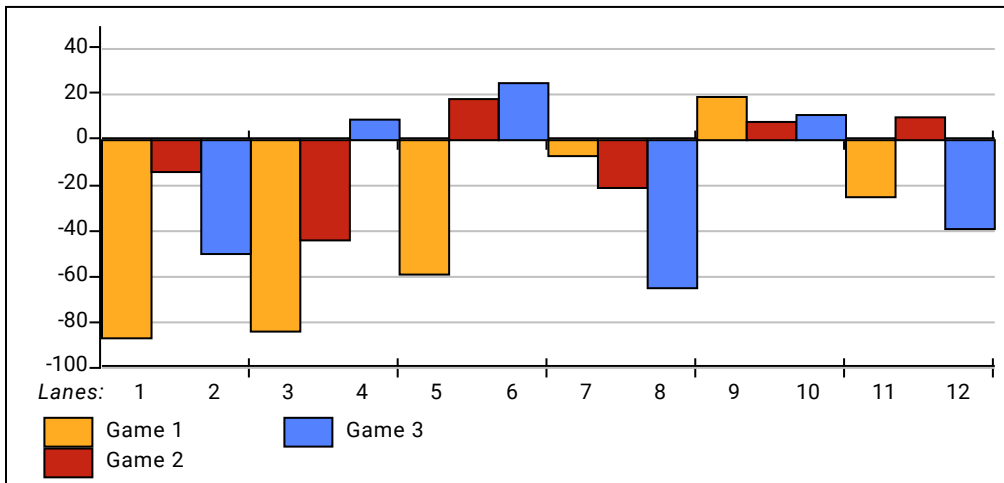
Team Average vs Avg of Scores



Average of Scores for Each Game

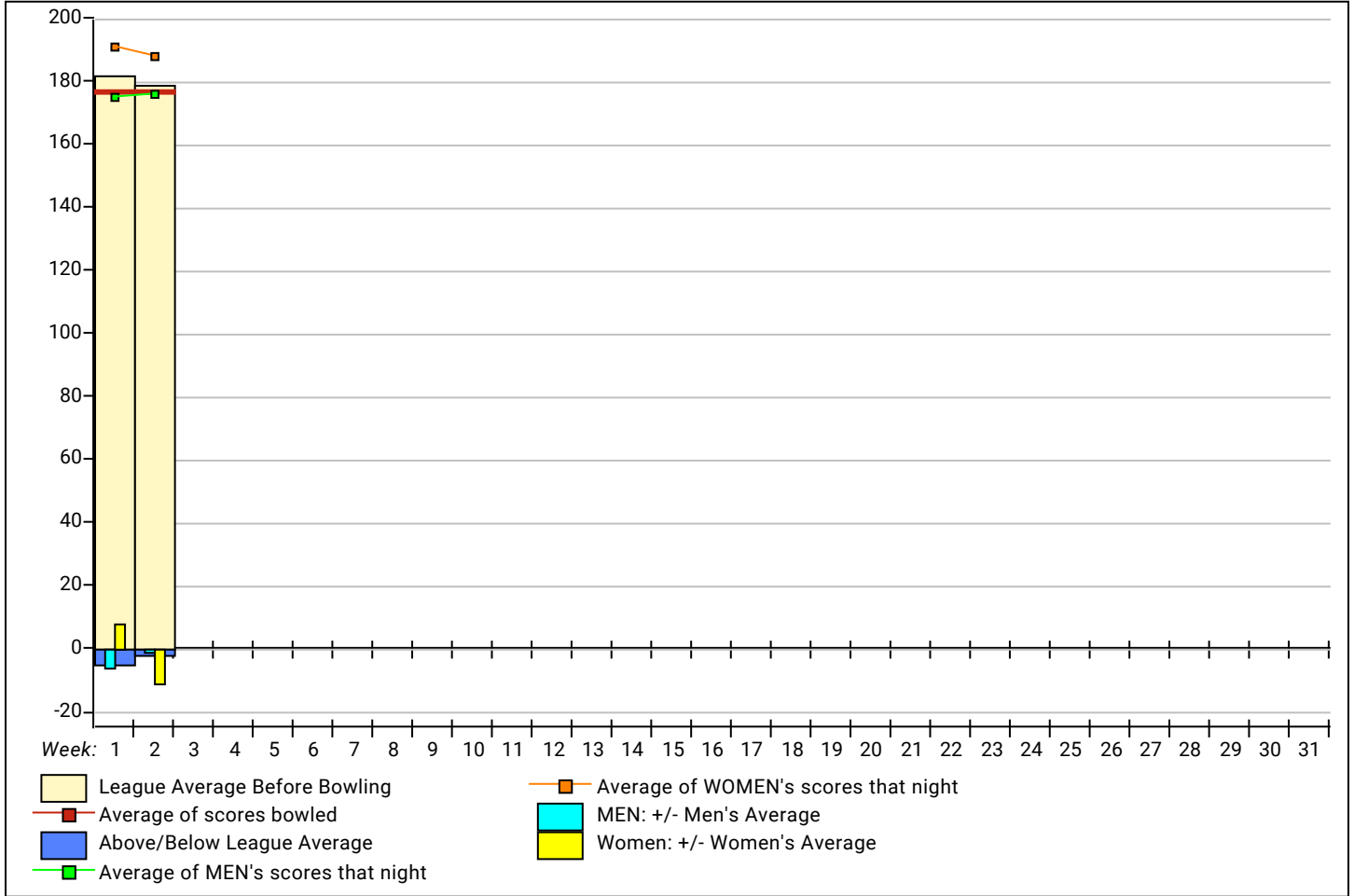


Amount Over/Under Team Average



This report is for scores bowled September 14 which is Week 2 of 29

League Average Week-by-Week



League Average Statistics for Last Week

| | League | Right Hand | Left Hand | Men (Lft+Rt) | Women (Lft+Rt) |
|-------------------------------------|--------|------------|-----------|--------------|----------------|
| League Average Before Bowling | 178.71 | 178.71 | | 176.70 | 198.80 |
| Average of scores bowled that night | 176.93 | 176.93 | | 175.80 | 188.20 |
| New League Average After Bowling | 176.77 | 176.77 | | 175.10 | 193.50 |
| Change in League Average | -1.94 | -1.94 | | -1.60 | -5.30 |
| People Who Bowled Over Average | 23 | 23 | | 22 | 1 |
| People Who Bowled Under Average | 29 | 29 | | 25 | 4 |
| Average Amount of Series Over Avg | 60.00 | 60.00 | | 55.09 | 168.00 |
| Average Amount of Series Under Avg | -56.52 | -56.52 | | -52.72 | -80.25 |
| Difference Avg, NiteAvg | -1.56 | -1.56 | | -.70 | -10.20 |
| Number of Bowlers | 55 | 55 | | 50 | 5 |
| Number of Games Bowled | 165 | 165 | | 150 | 15 |
| People Who Raised Their Average | 23 | 23 | | 22 | 1 |
| Raised By an Average of This Amount | 10.39 | 10.39 | | 9.60 | 27.83 |
| People Who Lowered Their Average | 29 | 29 | | 25 | 4 |
| Lowered By an Average of This Amou | -11.91 | -11.91 | | -11.65 | -13.58 |
| Number of Games Bowled Over Avera | 73 | 73 | | 69 | 4 |
| Number of Games Bowled Under Avera | 90 | 90 | | 79 | 11 |

Note: Averages are based only on people who bowled.